


DELINQUENT EARNED INCOME TAX
LOCAL SERVICES TAX

MONTHLY REPORT
OCTOBER
2013



MONTHLY REPORT
October-13

CASH, BEGINNING BALANCE \$ 1,000.00

RECEIPTS:

2012 TAX	\$	<u>-</u>	
2012 I & P		<u>-</u>	
2011 TAX		<u>12,359.26</u>	
2011 I & P		<u>1,032.83</u>	
Costs		<u>612.30</u>	
2010 TAX		<u>9,152.69</u>	
2010 I & P		<u>2,841.75</u>	
Costs		<u>3,443.92</u>	
2009 TAX		<u>2,851.98</u>	
2009 I & P		<u>923.59</u>	
Costs		<u>1,325.82</u>	
2008 TAX		<u>2,815.11</u>	
2008 I & P		<u>1,883.97</u>	
Costs		<u>950.75</u>	
2007 TAX		<u>2,172.56</u>	
2007 I & P		<u>1,004.49</u>	
Costs		<u>936.03</u>	
2006 PLUS PRIOR YEARS TAX		<u>4,357.95</u>	
2006 PLUS PRIOR YEARS I & P		<u>3,314.68</u>	
Costs		<u>1,795.97</u>	
			<u>\$ 53,775.65</u>

ACCUMULATED INTEREST EARNINGS \$ -

DISBURSEMENTS:


BOROUGH		<u>\$30,526.02</u>	
SCHOOL DISTRICT		<u>\$21,461.22</u>	
REFUNDS	(1,788.41)	<u>1,788.41</u>	
NSF	-	<u>-</u>	<u>\$ 53,775.65</u>

CASH ENDING \$ 1,000.00

DUE TO:

BOROUGH	\$	<u>-</u>	
SCHOOL DISTRICT		<u>-</u>	
REFUNDS		<u>-</u>	
INTEREST TO BE ALLOCATED		<u>-</u>	
VISA ACCT INTEREST		<u>-</u>	
VISA ACCT FEES		<u>-</u>	
ACCOUNT MAINTENANCE		<u>1,000.00</u>	\$ 1,000.00

2/6



ALLWAYS DEDUCT REFUNDS AND NSF'S

MONTHLY COMPARISON
OF REVENUE
2009 through 2013

REVISED 1/10

JANUARY				
Tax Year	Current Tax Collected	Delinquent Collected	Penalty & Interest	Costs
2009	\$279,923	\$29,793	\$11,008	
2010	\$246,624	\$23,649	\$9,641	
2011	\$226,802	\$27,435	\$6,900	
2012	\$238,667	\$24,416	\$11,364	
2013		\$10,092	\$2,043	\$971.00
2014				

FEBRUARY				
Tax Year	Current Tax Collected	Delinquent Collected	Penalty & Interest	Costs
2009	\$251,168	\$34,294	\$13,913	
2010	\$240,009	\$31,232	\$13,502	
2011	\$299,987	\$15,937	\$5,983	
2012	\$316,182	\$20,686	\$13,928	
2013		\$5,897	\$1,302	\$1,151
2014				

MARCH				
Tax Year	Current Tax Collected	Delinquent Collected	Penalty & Interest	Costs
2009	\$107,305	\$22,626	\$12,570	
2010	\$184,805	\$34,785	\$16,216	
2011	\$135,493	\$23,006	\$10,466	
2012	\$104,194	\$33,866	\$16,033	
2013		\$9,224	\$1,732	\$1,616
2014				

APRIL				
Tax Year	Current Tax Collected	Delinquent Collected	Penalty & Interest	Costs
2009	\$495,628	\$19,097	\$13,535	
2010	\$361,544	\$13,527	\$13,860	
2011	\$195,189	\$3,216	\$4,177	
2012	\$149,683	\$13,240	\$9,912	
2013		\$12,163	\$5,855	\$3,567
2014				

MAY				
Tax Year	Current Tax Collected	Delinquent Collected	Penalty & Interest	Costs
2009	\$461,702	\$29,363	\$14,390	
2010	\$491,798	\$17,318	\$14,150	
2011	\$552,923	\$20,225	\$12,185	
2012	\$273,766	\$14,552	\$14,664	
2013		\$7,044	\$2,685	\$1,412
2014				

JUNE				
Tax Year	Current Tax Collected	Delinquent Collected	Penalty & Interest	Costs
2009	\$35,989	\$47,724	\$12,115	
2010	\$76,365	\$74,266	\$19,271	
2011	\$281,006	\$17,805	\$14,671	
2012	\$0	\$75,905	\$15,425	
2013		\$11,706	\$3,473	\$4,045
2014				

JULY				
Tax Year	Current Tax Collected	Delinquent Collected	Penalty & Interest	Costs
2009	\$254,546	\$46,624	\$14,434	
2010	\$235,578	\$39,382	\$10,161	
2011	\$226,960	\$25,407	\$8,094	
2012	\$0	\$27,451	\$6,551	
2013		\$13,002	\$5,138	\$7,455
2014	\$0			

AUGUST				
Tax Year	Current Tax Collected	Delinquent Collected	Penalty & Interest	Costs
2009	\$219,016	\$28,144	\$8,987	
2010	\$312,482	\$46,344	\$17,413	
2011	\$299,171	\$19,469	\$5,882	
2012		\$26,866	\$7,581	
2013		\$12,754	\$6,977	\$8,352
2014				

SEPTEMBER				
Tax Year	Current Tax Collected	Delinquent Collected	Penalty & Interest	Costs
2009	\$49,593	\$34,227	\$12,601	
2010	\$57,767	\$35,266	\$12,393	
2011	\$40,825	\$18,430	\$4,077	
2012		\$16,979	\$5,143	
2013		\$15,937	\$8,078	\$9,990
2014				

OCTOBER				
Tax Year	Current Tax Collected	Delinquent Collected	Penalty & Interest	Costs
2009	\$220,109	\$36,325	\$12,774	
2010	\$228,448	\$37,446	\$13,240	
2011	\$202,102	\$18,771	\$6,070	
2012		\$19,940	\$3,443	
2013		\$15,961	\$5,501	\$9,065
2014				

= \$30,527

NOVEMBER				
Tax Year	Current Tax Collected	Delinquent Collected	Penalty & Interest	Costs
2009	\$237,027	\$32,755	\$10,058	
2010	\$263,693	\$42,743	\$9,484	
2011	\$313,115	\$23,760	\$8,604	
2012		\$8,681	\$525	
2013				
2014				

DECEMBER				
Tax Year	Current Tax Collected	Delinquent Collected	Penalty & Interest	Costs
2009	\$45,253	\$35,303	\$9,115	
2010	\$41,875	\$21,661	\$8,376	
2011	\$58,224	\$51,938	\$16,482	
2012		\$20,555	\$1,104	
2013				
2014				

TOTALS FOR THE YEAR				
Tax Year	Current Tax Collected	Delinquent Collected	Penalty & Interest	Costs
2009	\$2,657,259	\$396,276	\$145,498	
2010	\$2,740,989	\$417,619	\$157,707	
2011	\$2,831,799	\$265,398	\$103,592	
2012	\$1,082,492	\$303,137	\$105,673	
2013	\$0	\$113,779	\$70,047	\$47,624
2014	\$0	\$0	\$0	


TOTALS YEAR-TO-DATE				
Tax Year	Current Tax Collected	Delinquent Collected	Penalty & Interest	Costs
2009	\$2,120,433	\$328,218	\$126,326	
2010	\$2,435,421	\$321,666	\$139,848	
2011	\$2,460,460	\$189,700	\$78,506	
2012	\$1,082,492	\$286,715	\$104,043	
2013	\$0	\$113,779	\$70,047	\$47,624
2014	\$0	\$0	\$0	

Tax Year	Yearly Total Collected
2009	\$3,199,033
2010	\$3,316,315
2011	\$3,200,788
2012	\$1,491,302
2013	\$231,450
2014	\$0

Tax Year	Year-to-Date Totals
2009	\$2,574,977
2010	\$2,896,935
2011	\$2,728,665
2012	\$1,473,250
2013	\$231,450
2014	\$0

Earned Income Tax Am

3/6



**Yearly Balance of Outstanding EIT Taxes
AS OF OCTOBER 28, 2013**

Prior Years (2001 - 2005) Outstanding Uncollected EIT Taxes \$21,102.21

Tax Year 2006

Gross EIT tax collections (per state tax records)	\$ 798,705.00	
Adjustments for Sub Chapter S, 401K's, Active Military, State Errors & others	<u>(349,975.57)</u>	
Collectable EIT Taxes		\$ 448,729.43
Less: Payments received through OCTOBER 28, 2013	(338,007.99)	
Collectable amount via future payment plans	(19,513.34)	
Collectable amount via future wage attachments	<u>(10,631.53)</u>	<u>(368,152.86)</u>
Uncollectable Taxes FY 2006		<u>\$ 80,576.57</u>

TAX YEAR 2007

Gross EIT tax collections (per state tax records)	\$ 688,115.32	
Adjustments for Sub Chapter S, 401K's, Active Military, State Errors & others	<u>(192,272.69)</u>	
Collectable EIT Taxes		\$ 495,842.63
Less: Payments received through OCTOBER 28, 2013	(267,441.20)	
Collectable amount via future payment plans	(28,265.11)	
Collectable amount via future wage attachments	<u>(14,701.73)</u>	<u>(310,408.04)</u>
Uncollectable Taxes FY 2007		<u>\$ 185,434.59</u>

TAX YEAR 2008

Gross EIT tax collections (per state tax records)	\$ 652,135.68	
Adjustments for Sub Chapter S, 401K's, Active Military, State Errors & others	<u>(122,460.22)</u>	
Collectable EIT Taxes		\$ 529,675.46
Less: Payments received through OCTOBER 28, 2013	(218,300.98)	
Collectable amount via future payment plans	(35,641.50)	
Collectable amount via future wage attachments	<u>(17,819.50)</u>	<u>(271,761.98)</u>
Uncollectable Taxes FY 2008		<u>\$ 257,913.48</u>

TAX YEAR 2009

Gross EIT tax collections (per state tax records)	\$ 589,651.93	
Adjustments for Sub Chapter S, 401K's, Active Military, State Errors & others	<u>(194,142.00)</u>	
Collectable EIT Taxes		\$ 395,509.93
Less: Payments received through OCTOBER 28, 2013	(150,634.51)	
Collectable amount via future payment plans	(44,383.87)	
Collectable amount via future wage attachments	<u>(18,114.13)</u>	<u>(213,132.51)</u>
Uncollectable Taxes FY 2009		<u>\$ 182,377.42</u>


TAX YEAR 2010

Gross EIT tax collections (per state tax records)	\$ 516,033.69	
Adjustments for Sub Chapter S, 401K's, Active Military, State Errors & others	<u>(107,581.06)</u>	
Collectable EIT Taxes		\$ 408,452.63
Less: Payments received through OCTOBER 28, 2013	(62,491.93)	
Collectable amount via future payment plans	(46,725.55)	
Collectable amount via future wage attachments	<u>(20,840.46)</u>	<u>(130,057.94)</u>
Uncollectable Taxes FY 2010		<u>\$ 278,394.69</u>

Grand Total Uncollectable EIT Taxes thru 2009	\$ 1,005,798.96
--	------------------------

Note: 2011 State Information has not been received. Potential revenue collection could be estimated at \$500,000.
The 2011 State information will be ordered as soon as it becomes available to the Local Collectors. (possibly in July or August)

4/6



**Summary of Potential Collections
Wage Attachments/Payment Plans
October-13**

There are 704 known PAYMENT PLANS		
Total potential collection:	<i>Av. Plan = \$363</i>	\$255,451.87
There are 178 known WAGE ATTACHMENTS		
Total potential collection:	<i>Aug. Attachment = \$757</i>	\$134,738.18
Total known collectable amount via Wage Attachments/Payment Plans:		\$390,190.05

1944

1944

